DIN rail mounting

BKH type (High rupturing capacity)

CE 10000 3

Certificate

BKH 2P

Technical data

Standard	Confirming to IEC 60947-2
Approval	CCC, SEMKO CB, CE, SABS
Protection	Overload and short circuit
Rated current [In]	63, 80, 100, 125A
Rated voltage [Ue]	1pole 230VAC 50/60Hz 2, 3, 4pole 400VAC 50/60Hz
Breaking capacity	10kA
Characteristic	C, D curve
Number of poles	1P, 2P, 3P, 4P
Rated insulation voltage [Ui]	400V
Rated impulse withstand voltage [Uimp]	4kV
Type of trip	Thermal magnetic release
Type of terminal	Lug type
Terminal capacity	Cables up to 50mm^2
Installation	Mounting on 35mm DIN rail
Width	27mm per pole
Electrical endurance	1,500 operations

Characteristics curves & temperature compensation

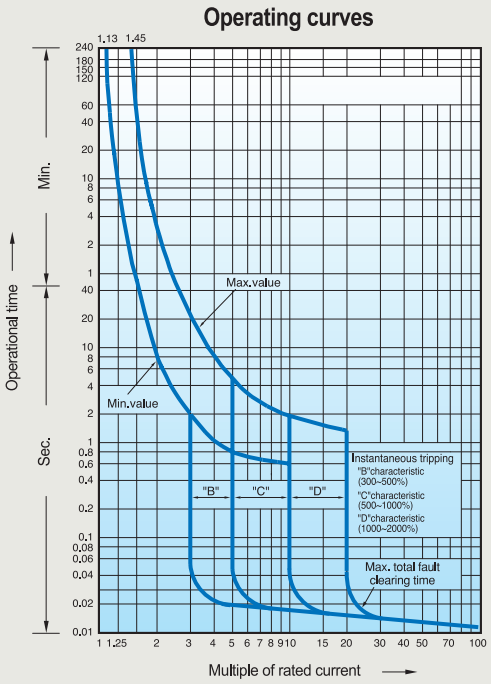

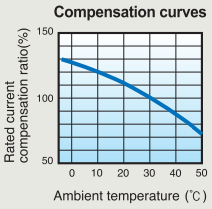

2.BKH
(Temperature compensation table)(IEC60 947-2)

In(A)	20°C	25°C	30°C	35°C	40°C	45°C	50°C	55°C	60°C
6	6.38	6.28	61.9	6.1	6	5.89	5.79	5.68	5.58
10	11	10.7	10.5	10.3	10	9.5	9	8.7	8.5
16	17	16.5	16	16	16	15.5	15	14.5	14
20	22.5	22	21	20.5	20	19	18.5	18	17
25	27	26.5	26	25.5	25	24	23	22.5	22
32	36	35	34	33	32	31	29.5	28	27
40	45.5	44	43	41.5	40	38.5	37	35	33.5
50	57.5	56	54	52	50	48	45.5	43.5	41
63	72.5	70.5	68	65.5	63	60.5	57.5	54.5	51.5
80	92	89	86	83	80	76.5	73.5	59.5	66
100	115	111	108	104	100	96	91.5	87	82.5
125	143.8	138.8	135	130	125	120	114	108.8	103.1

I1: 105% In, I2: 130% In according to IEC60 947-2

Overall dimensions
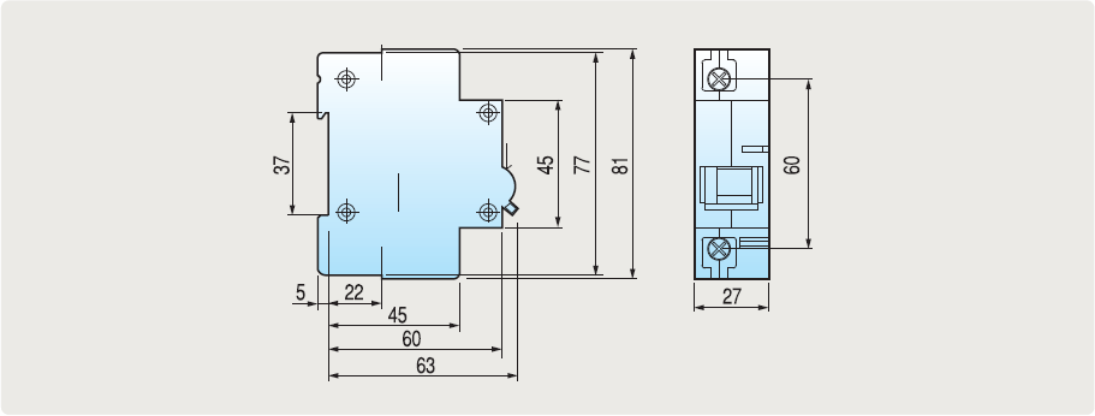
BKH