

DC Contactors

Characteristics

Products application & Function

- Two normally open main contacts for DC circuit
- Positive and negative poles indicated on the front plate
- Eternal magnet installed for the effective arc extinguishing
- DIN rail or screw mountable
- 2NO+2NC Auxiliary contacts built-in as standard
- AC/DC control voltage
- CE, UL Certified

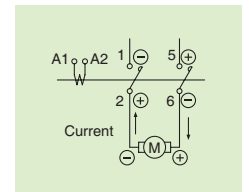


Selection

Contactor types	DC-2~5 ratings			DC-1	Continuous current, I _{th}	Auxiliary contacts
	125V	250V	500V	1000V		
MD-30a	3.7kW 40A	5.5kW 30A	7.5kW 60A	10A	60A	2a(NO)+2b(NC)
MD-60a	7.5kW 80A	11kW 60A	15kW 40A	25A	100A	2a(NO)+2b(NC)
MD-100a	11kW 120A	18.5kW 100A	22kW 60A	35A	135A	2a(NO)+2b(NC)

Ratings of auxiliary contacts

UA-1	AC15 duty						DC13 duty				
	120V	240V	380V	480V	500V	600V	125V	250V	400V	500V	600V
Rated currents	6A	3A	1.9A	1.5A	1.4A	1.2A	1.1A	0.55A	0.31A	0.27A	0.2A
Continuous current, I _{th}	16A										



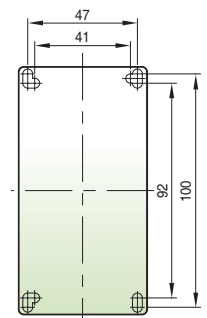
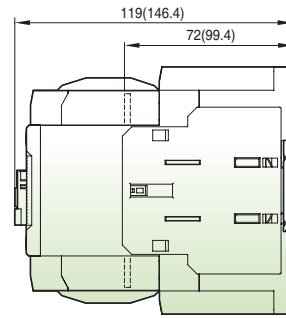
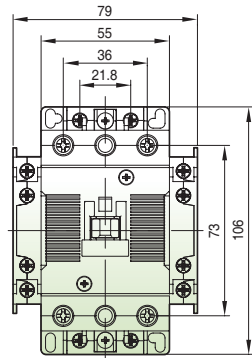
Coil voltage

AC	50/60Hz	24, 48, 100, 110, 120, 200, 220, 230, 240, 380, 400, 415, 440, 500, 550V
DC	DC	12, 20, 24, 48, 60, 80, 100, 110, 125, 200, 220, 250V

Dimensions

MD-30a AC(DC)

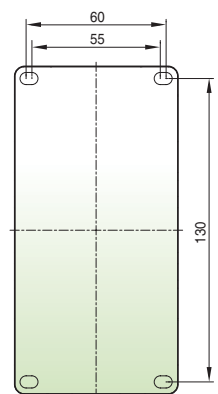
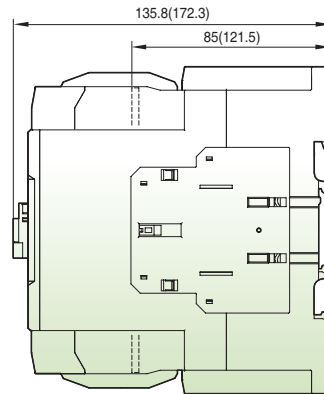
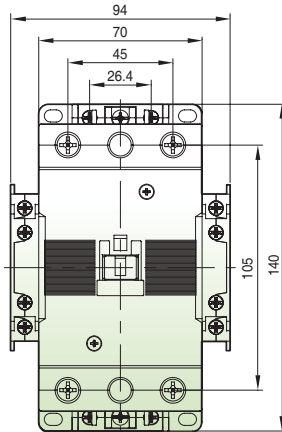
2NO2NC



[mm]

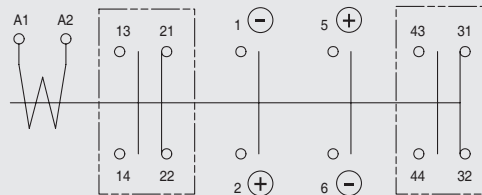
MD-60a,100a AC(DC)

2NO2NC



Composition

MD-30a, 60a, 100a



Contact arrangement

